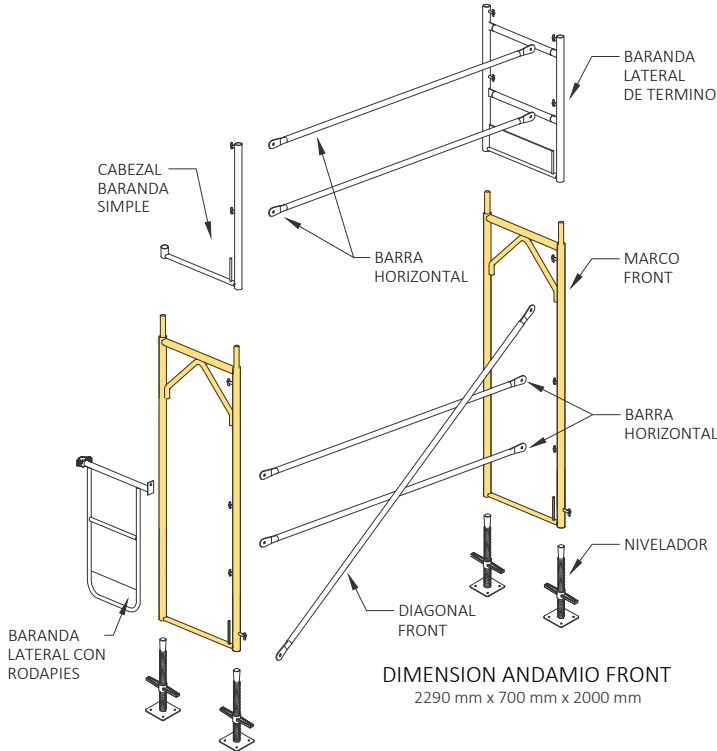


SISTEMA DE ANDAMIO FRONT

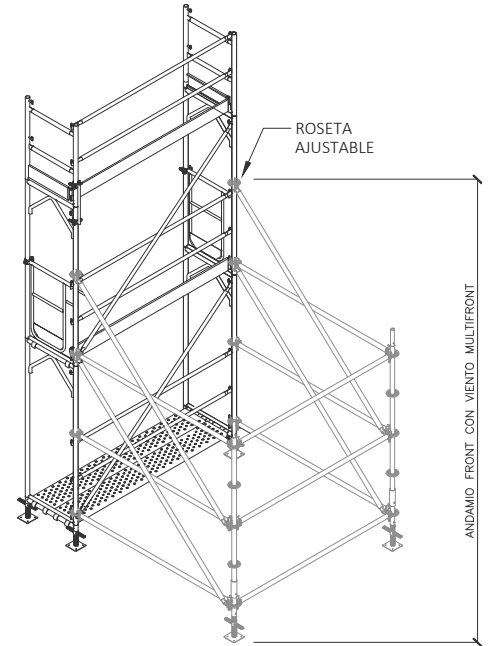
ANDAMIO EURO 70 MODELO FRONT
NCH 2501 - 1 / 2
✉ VENTAS@MANUMETAL.CL




✓ DESPIECE FRONT




✓ FRONT AUTOSOPORTADO




ELEMENTOS ESTRUCTURALES



MARCO FRONT
PESO : 18.10 Kg



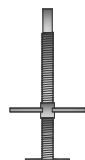
MARCO FRONT 100
PESO : 9.05 Kg



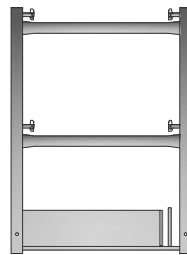
BARANDA LATERAL CON RODAPIES
PESO : 5.65 Kg




SOPORTE DE INICIO
PESO : 2.50 Kg



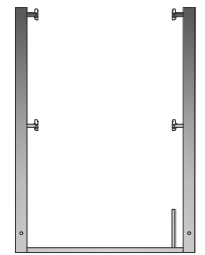
NIVELADOR
PESO : 5.20 Kg



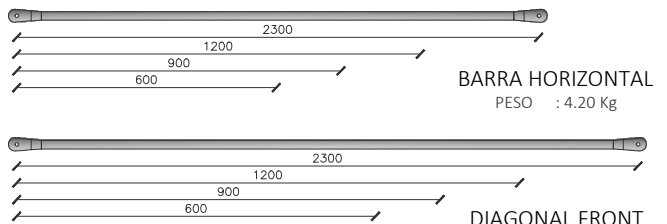
BARANDA DE TERMINO LATERAL
PESO : 8.65 Kg



CABEZAL BARANDA SIMPLE
PESO : 3.25 Kg



CABEZAL BARANDA DOBLE
PESO : 7.80 Kg



BARRA HORIZONTAL
PESO : 4.20 Kg

DIAGONAL FRONT
PESO : 5.55 Kg



DEPARTAMENTO TECNICO ARRIMETAL S.A.
OFICINA COMERCIAL
🏠 NUEVA DE LYON #145 OF 402, PROVIDENCIA, SANTIAGO.
☎ FONO 223351037 / 223352949
✉ WWW.MANUMETAL.CL

SISTEMA DE ANDAMIO FRONT

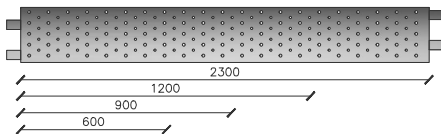
ANDAMIO EURO 70 MODELO FRONT

NCH 2501 - 1 / 2

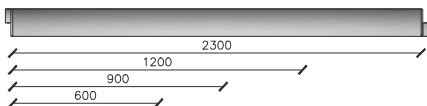
VENTAS@MANUMETAL.CL



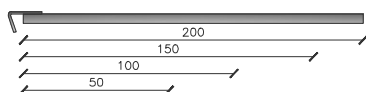
ACCESORIOS & PIEZAS




TABLON FRONT
PESO : 15.90 Kg



RODAPIE FRONTAL
PESO : 5.90 Kg




TUBO CON GANCHO
PESO : 6.10 Kg



TUBO DE AMARRE
PESO : 6.80 Kg



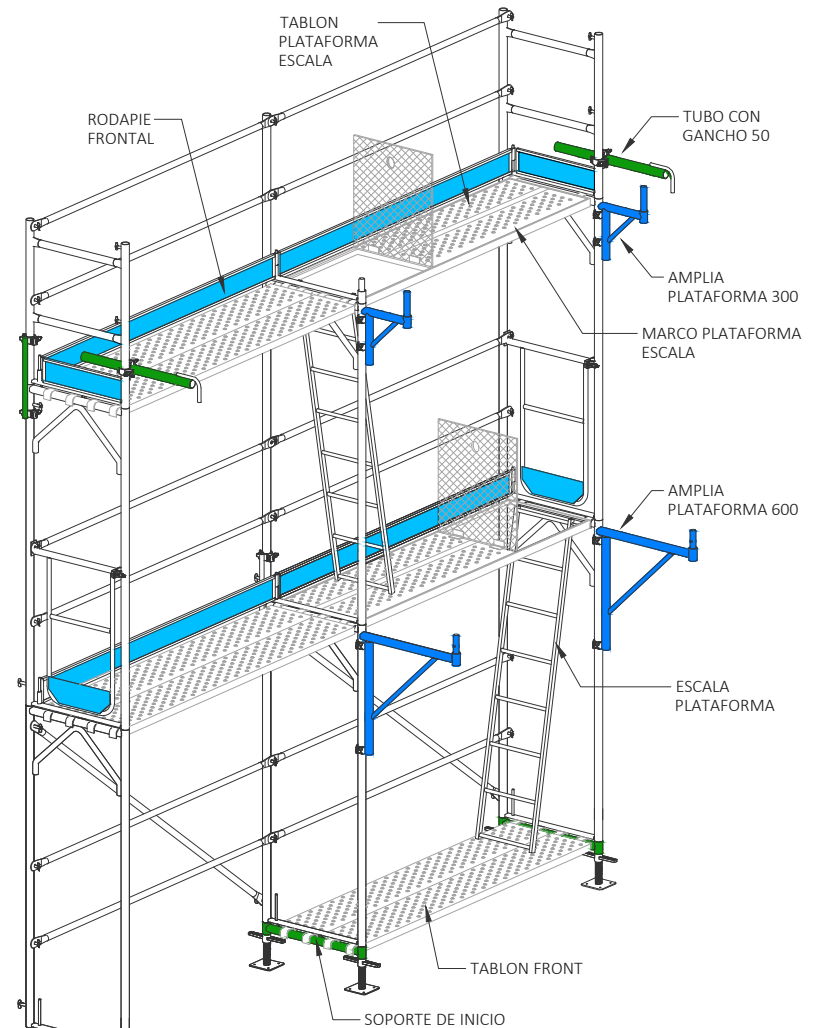
MARCO PLATAFORMA ESCALA
PESO : 10.50 Kg



TABLON PLATAFORMA ESCALA
PESO : 5.90 Kg



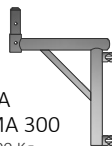
ESCALA MONTABLE DE PLATAFORMA
PESO : 3.00 Kg



VER FOLLETO DE ACCESORIOS ANDAMIO FRONT



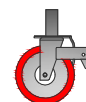
AMPLIA PLATAFORMA 600
PESO : 7.20 Kg



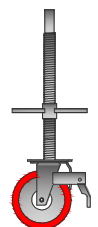
AMPLIA PLATAFORMA 300
PESO : 4.00 Kg



ADAPTADOR MULTIFRONT
PESO : 1.65 Kg



RUEDA 8\"/>



NIVELADOR CON RUEDA
PESO : 8.80 Kg



DEPARTAMENTO TECNICO ARRIMETAL S.A.
BODEGA CENTRAL

DOCTOR SOTERO DEL RÍO #341, LA FLORIDA, SANTIAGO.

FONO 22810137 / 22810139

WWW.MANUMETAL.CL